Domekt S 1000 F

Maximal air flow, m^3/h	1000
Panel thickness, mm	50
Unit weight, kg	46
Reference flow rate, m^3/s	0,194
Reference pressure difference, Pa	50
SPI, $W/(m^3/h)$	0,12
Filters dimensions B×H×L, mm	558×287×46
Electric power input of the fan drive at reference flow rate, W	82
Electric power input of the fan drive at maximum flow rate, W	182
Control panel	C5.1
Maintenance space, mm	400



The photo is intended for informational purposes only, exact details may vary.

Acoustic data

A-weighted sound power level L_{WA}, dB(A) at reference flow rate

Supply inlet	60
Supply outlet	66
Casing	43

A-weighted sound pressure level L_{PA}, dB(A)
10 m^2 normally isolated room, distance from casing – 3 m.

Surroundings	32

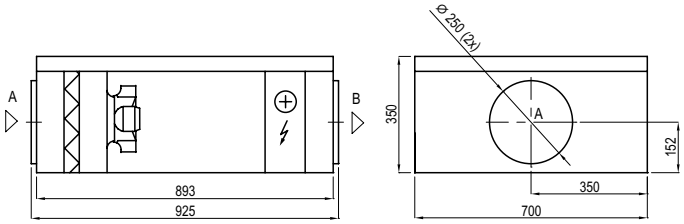

Performance

Unit with standard equipment

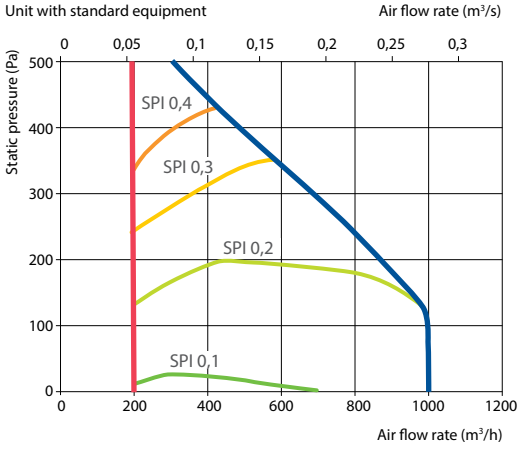

Technical data

Supply air handling unit	Supply voltage, V	Air heater capacity, kW	Maximal operating current, A	ΔT, °C
Domekt S 1000 F-HE/9	3~400	9,0	14,6	25
Domekt S 1000 F-HE/15	3~400	15,0	23,3	41,7
Domekt S 1000 F-HW	1~230	–	1,9	–

Hot water air heater

Water temperature in/out, °C	80/60	70/50	60/40
Capacity, kW	8,1	8,0	6,5
Flow rate, dm^3/h	358	351	286
Pressure drop, kPa	8,1	7,9	6,0
Temperature in/out, °C	-5/20	-5/19,7	-5/15,2
Maximal capacity, kW	9,4	8,0	6,5
Connection, ″		½	

Accessories (p. 120)

Closing damper		AGUJ-M-250+LF24/LM24
Silencer	A	AGS-250-50-600-M
	B	AGS-250-50-900-M
PPU		PPU-HW-3R-15-1.6-W2
Air heater-cooler		DCW-0,9-6
2-way valve		VVP47.15-2,5+SSP61
DX cooler		DCF-0,9-6
Cooling unit		MOU-18HFN6-KA8243

UAB KOMFOVENT reserves the right to introduce the changes of parameters and sizes in the process of improvement of the air handling units.
If data of performance do not correspond to data in the selection software, please refer to data shown in software.

KK-19-01